

# Kalpataru Engineering Ltd.

18, Rabindra Sarani Poddar Court, Gate No. 4, 4th Floor, Room No. 4 Kolkata-700001

CIN No. L27104WB1980PLC033133; Website: [www.kalpataruengineering.co.in](http://www.kalpataruengineering.co.in)

Email ID: [kalpataruengltd@gmail.com](mailto:kalpataruengltd@gmail.com); Phone: (033) 4001-9900

---

Date 14.05.2020

To,  
The Calcutta Stock Exchange Limited  
7 Lyons Range,  
Kolkata - 700 001

**Sub: Quarterly Compliance of Shareholding Pattern as per SEBI Regulation 31 of the Securities and Exchange Board of India ( Listing Obligation and Disclosure Requirements) Regulation, 2015 as on 31.03.2020.**

Ref.: Script Code: CSE: 021104

Dear Sir/Madam

We are enclosing herewith the details of Shareholding Pattern of the Company pursuant as per Regulation 31 of SEBI (Listing Obligation & Disclosure Requirement) Regulation, 2015, for the Quarter ended 31<sup>st</sup> March, 2020.


Kindly take the above information on record.

Thanking you,  
Yours faithfully,

For Kalpataru Engineering Ltd.

*Bimal Kumar Patodia*

Bimal Kumar Patodia  
Wholetime Director  
DIN No. 07555097



**Format of holding of specified securities**

**Annexure - I**

**1 Name of Listed Entity KALPATARU ENGINEERING LTD.**


**2 Scrip Code/Name of Scrip/Class of Security :**

**3 Share Holding Pattern Filed under: Reg. 31(1) ( b ) : Quarter Ended 31/03/2020**

**4 Declaration:**

Particulars	Yes	No
1 Whether the Listed Entity has issued any partly paid up shares		NO
2 Whether the Listed Entity has issued any Convertible Securities or Warrants?		NO
3 Whether the Listed Entity has any shares against which depository receipt are issued?		NO
4 Whether the Listed Entity has any shares in locked-in?		NO
5 Whether any shares held by promoters are pledge or otherwise encumbered?		NO

**5 The tabular format for disclosure of holding of specified securities is as follows:-**



**Table I - Summary Statement holding of specified securities**

Category (i)	Category of shareholder (ii)	No. of shares held (iii)	No. of fully paid up equity shares held (iv)	No. of partly paid-up equity shares held (v)	No. of shares underlying Depository Receipts (vi)	Total nos. shares held (vii) = (iv) + (v) + (vi)	Shareholding as a % of total no. of shares (calculated as per SCRR, 1957) (viii) As a % of (vi) = (vii) / (vi) x 100 (A+B+C2)	Number of Voting Rights held in each class of securities (ix)			No. of Shares convertible securities (excluding Warrants) (x)	Shareholding as a % assuming full conversion of convertible securities (as a diluted share company) (xi) = (viii) + (x) as a % of (A+B+C)	Number of Locked in shares (xii)		Number of Shares pledged or otherwise encumbered (xiii)		Number of equity shares held in dematerialized form (xiv)
								Class eqgt	Class eqgt	Total			No. (a)	As a % of total Shares held (b)	No. (a)	As a % of total Shares held (b)	
(A)	Promoter & Promoter Group	24	5198109	0	0	5198109	28.540	5198109	0	5198109	28.540	0	0.000	0	0.000	5981109	
(B)	Public	164	13015291	0	0	13015291	71.460	13015291	0	13015291	71.460	0	0.000	0	0.000	12742291	
(C)	Non Promoter - Non Public																
(C1)	Shares underlying DRs																
(C2)	Shares held by Employee Trusts																
	<b>TOTAL</b>	<b>188</b>	<b>18213400</b>	<b>0</b>	<b>0</b>	<b>18213400</b>	<b>100.000</b>	<b>18213400</b>	<b>0</b>	<b>18213400</b>	<b>100.000</b>	<b>0</b>	<b>0.000</b>	<b>0</b>	<b>0.000</b>	<b>17833400</b>	







Table II - Statement showing shareholding pattern of the Promoter and Promoter Group

(1)	(2)	(3)	(4)	(5)	(6)	(7)	(8)	(9)	(10)			(11)	(12)	(13)	(14)	(15)		(16)	(17)									
									No. of fully paid-up equity shares held (VII)	No. of equity shares held (VIII)	No. of equity shares underlying Depository Receipt (IX)					Shareholding % calculated as per SCRR, 1957 as a % of (A+B+C) (VII)	Number of Voting Rights held in each class of securities (X)			Total as a % of Total Voting Rights	No. of shares Underlying convertible securities (including Warrants) (A)	Shareholding as a % assuming full conversion of convertible securities (as a percentage of diluted share capital) (A+B+C) (X)+ (A) = % of	Number of Locked in shares (XII)		As a % of total shares held (B)	Number of Shares held or otherwise accumulated (XIII)	As a % of total shares held (B)	
																	Class X						Class Y	No. (i)				As a % of total shares held (B) (ii)
	Indian		0	0	0	0.000	0	0	0.000	0	0.000	0	0.000	0	0.000	0		0	0	0								
(a)	Individuals/Indu- undivided Family		70900	0	0	0.386	70900	0	0.386	0	0.000	0	0.000	0	0.000	0		61800		0								
	AJAY KUMAR AGARWAL		9000	0	0	0.048	9000	0	0.048	0	0.000	0	0.000	0	0.000	0		0		0								
	AMIT KUMAR AGARWALLA		9000	0	0	0.048	9000	0	0.048	0	0.000	0	0.000	0	0.000	0		9000		0								
	R.M.KOTHARI		8400	0	0	0.046	8400	0	0.046	0	0.000	0	0.000	0	0.000	0		8400		0								
	RADHESHYAM AGARWAL		9000	0	0	0.048	9000	0	0.048	0	0.000	0	0.000	0	0.000	0		9000		0								
	RAJNIPASRACH AFOPK3236R		9000	0	0	0.048	9000	0	0.048	0	0.000	0	0.000	0	0.000	0		9000		0								
	REENA BHUTORIA ADYPS4079L		9000	0	0	0.048	9000	0	0.048	0	0.000	0	0.000	0	0.000	0		9000		0								
	SUNITA AGARWAL AEPDA7866G		9000	0	0	0.048	9000	0	0.048	0	0.000	0	0.000	0	0.000	0		9000		0								
	TARA DEVI KOTTHARI ALAPK4206B		8500	0	0	0.047	8500	0	0.047	0	0.000	0	0.000	0	0.000	0		8500		0								
(b)	Government/State Government(s)		0	0	0	0.000	0	0	0.000	0	0.000	0	0.000	0	0.000	0		0		0								
(c)	Financial Institutions/Banks		0	0	0	0.000	0	0	0.000	0	0.000	0	0.000	0	0.000	0		0		0								
(d)	Ady Other		5127209	0	0	28.151	5127209	0	28.151	0	0.000	0	0.000	0	0.000	0		5292909		0								
	Evocant Corporate SALES PRIVATE LIMITED		302000	0	0	1.658	302000	0	1.658	0	0.000	0	0.000	0	0.000	0		302000		0								
	GLORY TRADE & EXPORTS LTD		20000	0	0	0.110	20000	0	0.110	0	0.000	0	0.000	0	0.000	0		0		0								
	KIRSTEN TIJUP MANGALURASHI COMMO TRADE LIMITED		1269200	0	0	6.968	1269200	0	6.968	0	0.000	0	0.000	0	0.000	0		1269200		0								
	AAICM0218H MARKS N GLUX AUTOMOTIVES PRIVATE LIMITED		252000	0	0	1.384	252000	0	1.384	0	0.000	0	0.000	0	0.000	0		252000		0								
	AAAC2105K MARKS N GLUX PRIVATE LIMITED		870000	0	0	4.777	870000	0	4.777	0	0.000	0	0.000	0	0.000	0		870000		0								
	AAPCM6831R MOTORS PRIVATE LIMITED		252000	0	0	1.384	252000	0	1.384	0	0.000	0	0.000	0	0.000	0		252000		0								
	AADCN2749P NAVDURGA VINCOM PRIVATE LIMITED		252000	0	0	1.384	252000	0	1.384	0	0.000	0	0.000	0	0.000	0		252000		0								
	AADCN1590N NIRMALA MERCHANTISE PRIVATE LIMITED		302000	0	0	1.658	302000	0	1.658	0	0.000	0	0.000	0	0.000	0		302000		0								
	AACEN0439K NIRMALKUNJ SALES LIMITED		252000	0	0	1.384	252000	0	1.384	0	0.000	0	0.000	0	0.000	0		252000		0								
	OIMATIC VYAPAAR PVT. LTD		18000	0	0	0.099	18000	0	0.099	0	0.000	0	0.000	0	0.000	0		0		0								
	PANCHRATAN MERCHANTILE PRIVATE LIMITED		252000	0	0	1.384	252000	0	1.384	0	0.000	0	0.000	0	0.000	0		252000		0								
	PURPOSIVE TRADERS PVT LTD		5000	0	0	0.027	5000	0	0.027	0	0.000	0	0.000	0	0.000	0		5000		0								
	RUDRAMUKHI VINTRADE LIMITED		252000	0	0	1.384	252000	0	1.384	0	0.000	0	0.000	0	0.000	0		252000		0								
	SATYAM PROJECTS LTD		10000	0	0	0.055	10000	0	0.055	0	0.000	0	0.000	0	0.000	0		0		0								
	SHIVDHARA SUPPLIERS PRIVATE LIMITED		302500	0	0	1.661	302500	0	1.661	0	0.000	0	0.000	0	0.000	0		302500		0								
	TRENDON DISTRIBUTORS PRIVATE LIMITED		516508	0	0	2.836	516508	0	2.836	0	0.000	0	0.000	0	0.000	0		466509		0								
	TUSAI CHAITING MEMBERS		0	0	0	0.000	0	0	0.000	0	0.000	0	0.000	0	0.000	0		0		0								

	Sub-Total (A)(1)	24	5198109	0	5198109	28,540	5198109	0	5198109	28,540	0	0,000	0	0,000	5091109
(2)	Foreign Individuals (Non-Resident Individuals/Foreign Individuals)	0	0	0	0	0,000	0	0	0	0,000	0	0,000	0	0,000	0
(3)	Government Institutions	0	0	0	0	0,000	0	0	0	0,000	0	0,000	0	0,000	0
(4)	Foreign Portfolio Investor	0	0	0	0	0,000	0	0	0	0,000	0	0,000	0	0,000	0
(5)	All Other	0	0	0	0	0,000	0	0	0	0,000	0	0,000	0	0,000	0
	Sub-Total (A)(2)	0	0	0	0	0,000	0	0	0	0,000	0	0,000	0	0,000	0
	Total Shareholding of Promoter and Promoter Group (A)-(A)(1)-(A)(2)	24	5198109	0	5198109	28,540	5198109	0	5198109	28,540	0	0,000	0	0,000	5091109







Table III - Statement showing shareholding pattern of the Public shareholder

Category A, Name of shareholders (i)	PAN (ii)	Nos. of shareholder (iii)	No. of fully paid-up equity shares held (iv)	No. of partly paid-up equity shares held (v)	No. of underlying Depository Receipts (vi)	Total nos. shares held (vii) = (iv)+(v)+(vi)	Shareholding % calculated as per SCRR (viii) = (vii)/(A+B+C)	Number of Voting Rights held in each class of securities (ix)			No. of Underlying Securities (including Warrants) (x)	Shareholding as a % assuming full conversion of convertible securities (xi) = (x)/(A+B+C)	Number of Locked in shares (xii)	Number of Shares pledged or otherwise encumbered (xiii)	Number of Shares held in dematerialized form (xiv)
								Class x	Class y	Total					
(1) Institutions		0	0	0	0	0	0.000	0	0	0	0	0.000	0	0.000	0
(a) Mutual Funds		0	0	0	0	0	0.000	0	0	0	0	0.000	0	0.000	0
(b) Venture Capital Funds		0	0	0	0	0	0.000	0	0	0	0	0.000	0	0.000	0
(c) Alternate Investment Funds		0	0	0	0	0	0.000	0	0	0	0	0.000	0	0.000	0
(d) Foreign Venture Capital Investors		0	0	0	0	0	0.000	0	0	0	0	0.000	0	0.000	0
(e) Foreign Portfolio Investors		0	0	0	0	0	0.000	0	0	0	0	0.000	0	0.000	0
(f) Financial Institutions/Banks		0	0	0	0	0	0.000	0	0	0	0	0.000	0	0.000	0
(g) Insurance Companies		0	0	0	0	0	0.000	0	0	0	0	0.000	0	0.000	0
(h) Provident Funds/Pension Funds		0	0	0	0	0	0.000	0	0	0	0	0.000	0	0.000	0
(i) Any Other Foreign Institutional Investors		0	0	0	0	0	0.000	0	0	0	0	0.000	0	0.000	0
GFI - Corporate		0	0	0	0	0	0.000	0	0	0	0	0.000	0	0.000	0
Sub-Total (B)(1)		0	0	0	0	0	0.000	0	0	0	0	0.000	0	0.000	0
Central Government/State Government(s)/President of India		0	0	0	0	0	0.000	0	0	0	0	0.000	0	0.000	0
Sub-Total (B)(2)		0	0	0	0	0	0.000	0	0	0	0	0.000	0	0.000	0
(3) Non-Institutions		0	0	0	0	0	0.000	0	0	0	0	0.000	0	0.000	0
(a) Individuals		0	0	0	0	0	0.000	0	0	0	0	0.000	0	0.000	0
i) Individual shareholders holding nominal share capital up to Rs.2 Lakhs.		126	1112250	0	0	1112250	6.107	1112250	0	1112250	6.107	0	0	0.000	1039250
ii) Individual shareholders holding nominal share capital in excess of Rs.2 Lakhs.		14	638900	0	0	638900	3.508	638900	0	638900	3.508	0	0	0.000	488900
(b) NBFCs registered with RBI		0	0	0	0	0	0.000	0	0	0	0.000	0	0	0.000	0
(c) Overseas Depositors (holding DRE/balancing figure)		0	0	0	0	0	0.000	0	0	0	0.000	0	0	0.000	0
(d) Any Other Bodies Corporate		24	11264141	0	0	11264141	61.845	11264141	0	11264141	61.845	0	0	0.000	11214141

AMRITRASHI SUPPLIERS PRIVATE LIMITED	AAKCA2787P	0	590000	0	590000	3.239	590000	0	590000	3.239	0	3.239	0	0.000	0	0.000	0	590000
ASHVINIYAK TRADERS PRIVATE LIMITED	AAKCA3637Q	0	1471285	0	1471285	8.078	1471285	0	1471285	8.078	0	8.078	0	0.000	0	0.000	0	1471285
BALAJI INFRASTRUCTURE PRIVATE LIMITED	AAECB4177E	0	795715	0	795715	4.369	795715	0	795715	4.369	0	4.369	0	0.000	0	0.000	0	795715
CLIPID TRADING & FINANCE LIMITED	AAACC2055L	0	688000	0	688000	3.777	688000	0	688000	3.777	0	3.777	0	0.000	0	0.000	0	688000
INTIME COMMODEAL PRIVATE LIMITED	AAACC6889E	0	378000	0	378000	2.075	378000	0	378000	2.075	0	2.075	0	0.000	0	0.000	0	378000
LIFETIME MERCANTILE PRIVATE LIMITED	AAACL0568R	0	683591	0	683591	3.753	683591	0	683591	3.753	0	3.753	0	0.000	0	0.000	0	683591
PANCHAYAT INVESTMENTS LIMITED	AAACP2682Q	0	688000	0	688000	3.777	688000	0	688000	3.777	0	3.777	0	0.000	0	0.000	0	688000
FRANESH TRADERS PVT LTD	AAGCP5010L	0	760000	0	760000	4.173	760000	0	760000	4.173	0	4.173	0	0.000	0	0.000	0	760000
PUSHPRATAN INVESTMENT	AAFOP5280P	0	365000	0	365000	2.004	365000	0	365000	2.004	0	2.004	0	0.000	0	0.000	0	365000
RECON AGENCIES LIMITED	AAFCA1844A	0	895500	0	895500	4.917	895500	0	895500	4.917	0	4.917	0	0.000	0	0.000	0	895500
SAVANAND COMMERCIAL LIMITED	AAACO1582E	0	768000	0	768000	4.217	768000	0	768000	4.217	0	4.217	0	0.000	0	0.000	0	768000
SEVEN HILL INDUSTRIES LIMITED	AABCC2680L	0	688000	0	688000	3.777	688000	0	688000	3.777	0	3.777	0	0.000	0	0.000	0	688000
SUKARMA COMMERCE PRIVATE LIMITED	AARCS1809H	0	680000	0	680000	3.734	680000	0	680000	3.734	0	3.734	0	0.000	0	0.000	0	680000
SUNGOLD SHOPPERS LIMITED	AAQCS1703B	0	664300	0	664300	3.647	664300	0	664300	3.647	0	3.647	0	0.000	0	0.000	0	664300
XO INFOTECH LIMITED	AAACX0058K	0	688000	0	688000	3.777	688000	0	688000	3.777	0	3.777	0	0.000	0	0.000	0	688000
CFI - Individual		0	0	0	0	0.000	0	0	0	0.000	0	0.000	0	0.000	0	0.000	0	0
NRI - Repatriable		0	0	0	0	0.000	0	0	0	0.000	0	0.000	0	0.000	0	0.000	0	0
NRI - Non-Repatriable		0	0	0	0	0.000	0	0	0	0.000	0	0.000	0	0.000	0	0.000	0	0
OCBs		0	0	0	0	0.000	0	0	0	0.000	0	0.000	0	0.000	0	0.000	0	0
Trusts		0	0	0	0	0.000	0	0	0	0.000	0	0.000	0	0.000	0	0.000	0	0
Clearing Members		0	0	0	0	0.000	0	0	0	0.000	0	0.000	0	0.000	0	0.000	0	0
IEPF Authority		0	0	0	0	0.000	0	0	0	0.000	0	0.000	0	0.000	0	0.000	0	0
Sub-Total (BX)		164	13015291	0	13015291	71.460	13015291	0	13015291	71.460	0	71.460	0	0.000	0	0.000	0	12742291
Total Public Shareholding (B)-(B1)-(B2)-(B3)		164	13015291	0	13015291	71.460	13015291	0	13015291	71.460	0	71.460	0	0.000	0	0.000	0	12742291







**Table V - Statement showing shareholding details of significant beneficial owner**

Sr No.	Details of the significant beneficial owner (i)		Details of the registered owner (ii)		Details of holding/ exercise of right of the SBO in the reporting company, whether direct or indirect (iii) Whether by virtue of:					Date of creation / acquisition of significant beneficial interest (iv)		
	Name	PAN/P assport No. in case of a foreign national	Nationality	Name	PAN/Passport No. in case of a foreign national	Nationality	Shares %	Voting rights %	Rights on distributable dividend or any other distribution %		Exercise of control	Exercise of significant influence

